

## Negative Effects of FOG

- Attracts insects and rodents.
- Property damage from sewage back-ups that is not always covered by insurance.
- Sewage overflows in streets or rivers.
- Expensive and unpleasant clean-up.
- Higher operation and maintenance costs at your local sewer departments.

## The Results are Costly


FOG build-up in sewer pipes requires local public works staff to go to the site and remove the blockage.

Cleaning FOG build-up from sewers increases maintenance costs for you and everyone else in your sewer system. Keep our environment clean and avoid unnecessary maintenance costs by keeping fats, oils and grease out of our sewers.

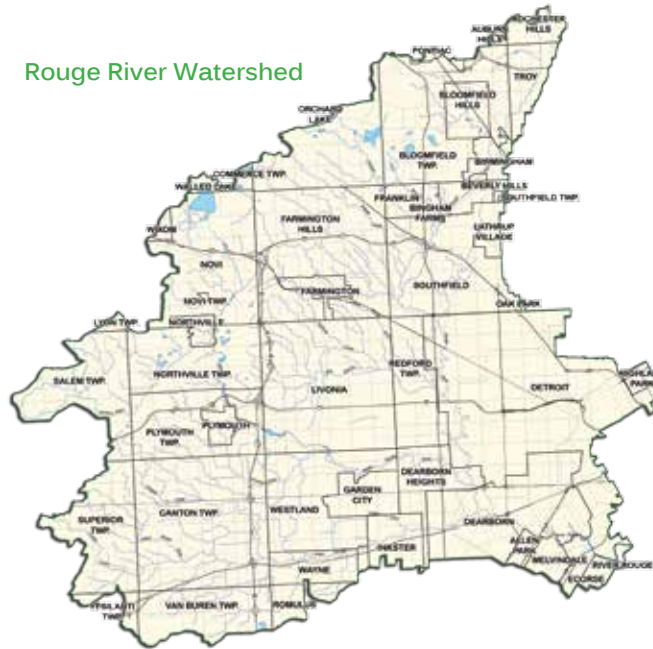
## Alliance of Rouge Communities

The Alliance of Rouge Communities, or ARC, is a 501(c)(3) non-profit organization consisting of local municipalities, counties, educational institutions and stewardship groups working together to improve the Rouge River. Founded in 2005, the ARC is funded by membership dues from local governments and supported by grants. The ARC and its partners work cooperatively to protect the Rouge River while meeting water quality requirements mandated by the state's storm water permit and restoring beneficial uses, such as canoeing, fishing and other recreational activities, to the Rouge River. The ARC delivers better water quality for less cost to its members!

# Protect the Rouge River at Home



## Rouge River Watershed




## Dispose of fats, oils and grease properly



View of FOG build-up inside sewer pipe

Removing blockage caused by FOG



For more information visit  
[www.allianceofrougecommunities.com](http://www.allianceofrougecommunities.com)

[www.allianceofrougecommunities.com](http://www.allianceofrougecommunities.com)

# Fats, Oils and Grease Prevention Protects the Environment

Excessive fats, oils and grease in sewer pipes, referred to as FOG, blocks pipes and can create pollution problems. FOG enters sewer pipes through restaurant, residential and commercial sink drains. Once in the sewer, FOG sticks to the pipe, thickens, and can eventually block the entire pipe. Blockages in sewer pipes can send sewage backward up floor drains in homes and/or out of manholes into streets and rivers. These sewage overflows pollute our homes and our environment.

## Impact of FOG

Preventing sewer back-ups from FOG blockages saves residents money and protects the environment. When sewer pipes on private property backup, the homeowner is responsible for the cleanup. Sewage then backs up through floor drains and toilets at the lowest point in the house. A plumber will have to be hired to clean the sewer and possibly repair plumbing inside the home. Cleanup costs can be expensive and the cost can be much higher if your home has a septic field.

Residents can help control the problem by properly disposing of fat, oil and grease. Everyone is part of the solution.



**Cooking grease coats pipes in much the same way that fatty foods clog human arteries. This grease clings to the inside of the pipe, builds up, and can cause a complete blockage.**

## Examples of FOG:

- Meat fats
- Butter
- Margarine
- Cooking oil
- Shortening
- Food scraps
- Baking goods
- Sauces
- Gravy
- Pastries
- Salad dressings
- Deep-fried foods
- Soups

**Even a small amount of FOG in a sink drain can cause sewer back-ups and overflows that are messy, costly and a potential threat to your health and the environment.**

# Keep Your Drains Clear of Fats, Oils and Grease

## What You Can Do

Share these tips with your family, friends and neighbors:

- Pour or scrape greasy or oily food waste into a container or jar.
- Allow grease to cool or solidify in the container before throwing in the trash.
- Use a paper towel or a scraper to remove residual grease from dishes and pans prior to washing.
- Mix liquid vegetable oil with an absorbent material such as cat litter or coffee grounds in a sealable container before throwing it in the trash.
- Keep drains clean by pouring 1/2 cup baking soda down the drain followed by 1/2 cup vinegar. Wait 10 to 15 minutes and then rinse with hot water.



## Things to Avoid

- Do not pour fat, oil or grease down drains or garbage disposals.
- Do not use hot water to rinse grease off cookware, utensils, dishes or surfaces.
- Do not put 'disposable' wipes down a drain or toilet - they do not dissolve and will cause clogs.